


ECM 0603 Ceramic RF Chip Inductor



EC0603 Series

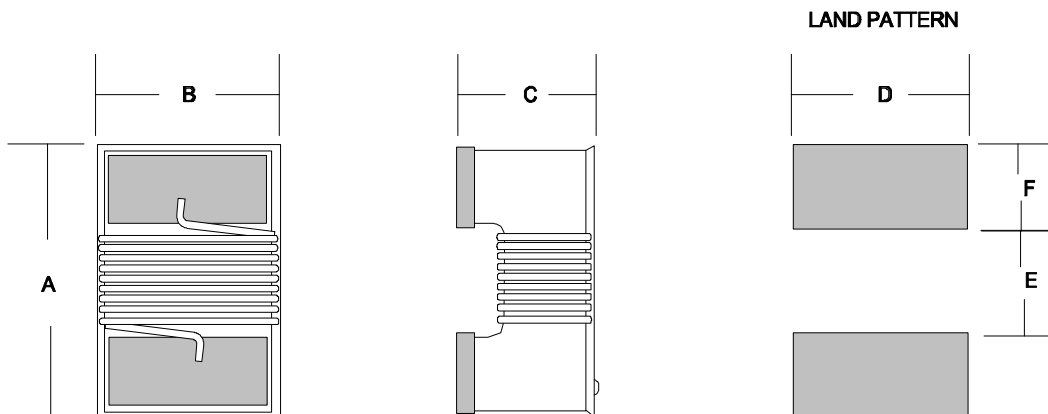
- Standard EIA 0603 package
- Wire-wound Construction
- Ceramic Core
- High 'Q'
- High SRF
- Typical Reel Size 3000pcs



The EC0603 series chip inductor has been designed to meet the requirements of the telecommunications market of high production capability and inexpensive cost. High self resonant frequencies and 'Q' are ensured by this optimum coil design under a zero defects quality program.

The gold plated terminations allow excellent solderability by reflow and wave soldering processes as well as with many conductive adhesives.

COMPONENT OUTLINE



DIMENSIONS (mm)


A	B	C	D	E	F
1.70	1.12	1.02	1.02	0.64	0.64

Specify terminal type :- 01 = W/Ni/Au - STANDARD 02 = Pd/Pt/Ag – SUPER SOLDERABILITY

ECM Electronics Limited, Penmaen House, Ashington, West Sussex, RH20 3JR, UK
Tel: +44(0)1903 892810: Fax: +44(0)1903 892738. Email: ecm@ecmelectronics.co.uk

Although we have attempted to accurately reflect the products we market. ECM reserve the right without prior notice to discontinue any product or make design changes we believe necessary.

ECM 0603 Ceramic RF Chip Inductor



ECM Part	L (nH)	Tol %	Q Min. (**MHz)	SRF Min. (MHz)	R_{DC} MAX (W)	I_{DC} I_N (mA)
EC0603A-1N6	1.6 @250MHz	J,K	24	12500	0.03	700
EC0603A-1N8	1.8 @250MHz	J,K	16	12500	0.05	700
EC0603A-3N6	3.6 @250MHz	J,K	22	5900	0.06	700
EC0603A-3N9	3.9 @250MHz	J,K	22	6900	0.08	700
EC0603A-4N3	4.3 @250MHz	J,K	22	5900	0.07	700
EC0603A-4N7	4.7 @250MHz	J,K	20	5800	0.12	700
EC0603A-5N1	5.1 @250MHz	J,K	20	5700	0.14	700
EC0603A-6N8	6.8 @250MHz	G,J,K	27	5800	0.12	700
EC0603A-7N5	7.5 @ 250MHz	G,J,K	28	4800	0.10	700
EC0603A-8N7	8.2 @250MHz	G,J,K	28	4600	0.10	700
EC0603A-9N5	9.5 @250MHz	G,J,K	28	5400	0.13	700
EC0603A-010	10 @250MHz	G,J,K	31	4800	0.13	700
EC0603A-011	11 @250MHz	G,J,K	33	4000	0.10	700
EC0603A-012	12 @250MHz	G,J,K	35	4000	0.13	700
EC0603A-015	15 @250MHz	G,J,K	35	4000	0.17	700
EC0603A-016	16 @250MHz	G,J,K	34	3300	0.13	700
EC0603A-018	18 @250MHz	G,J,K	35	3100	0.17	700
EC0603A-022	22 @250MHz	G,J,K	38	3000	0.19	700
EC0603A-024	24 @250MHz	G,J,K	37	2650	0.16	600
EC0603A-027	27 @250MHz	G,J,K	40	2800	0.22	600
EC0603A-030	30 @250MHz	G,J,K	37	2250	0.19	600
EC0603A-033	33 @250MHz	G,J,K	40	2300	0.22	600
EC0603A-036	36 @250MHz	G,J,K	38	2080	0.25	600
EC0603A-039	39 @250MHz	G,J,K	40	2200	0.25	600
EC0603A-043	43 @250MHz	G,J,K	39	2000	0.28	600
EC0603A-047	47 @200MHz	G,J,K	38	2000	0.28	600
EC0603A-056	56 @200MHz	G,J,K	38	1900	0.31	600
EC0603A-068	68 @200MHz	G,J,K	37	1700	0.34	600
EC0603A-072	72 @150MHz	G,J,K	34	1700	0.49	600
EC0603A-082	82 @150MHz	G,J,K	34	1700	0.54	600
EC0603A-R10	100 @150MHz	G,J,K	34	1400	0.58	600
EC0603A-R11	110 @150MHz	G,J,K	32	1350	0.61	600
EC0603A-R12	120 @150MHz	G,J,K	32	1300	0.72	600
EC0603A-R15	150 @150MHz	G,J,K	28	990	0.92	600
EC0603A-R18	180 @150MHz	G,J,K	25	990	1.25	600
EC0603A-R22	220 @150MHz	G,J,K	25	900	2.10	600
EC0603A-R27	270 @150MHz	G,J,K	24	900	2.30	600
EC0603A-R39	390 @150MHz	G,J,K	25	700	3.70	600

TOLERANCES G=2%; J=5%; K=10%.

**** = Test Frequency as specified in 'L' column**

ECM Electronics Limited, Penmaen House, Ashington, West Sussex, RH20 3JR, UK
 Tel: +44(0)1903 892810: Fax: +44(0)1903 892738. Email: ecm@ecmelectronics.co.uk

Although we have attempted to accurately reflect the products we market. ECM reserve the right without prior notice to discontinue any product or make design changes we believe necessary.