


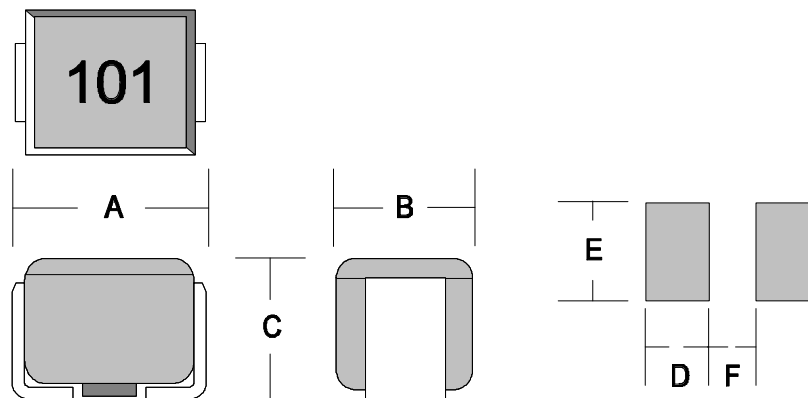
## ECM25T Series

- Standard EIA 1008 package
- Wire-wound Construction
- Ferrite Core
- Fully Encapsulated
- High SRF
- Typical Reel Size 2000pcs



The ECM25T range of chip coils offer uniquely high quality of operation, with excellent mechanical and electrical characteristics including solvent resistance conforming to MIL202E specifications. The ferrite core is totally enclosed within the epoxy body of the component. This popular EIA 1008 package offers excellent workability as well as reliability making it popular with many of the worlds leading design authorities.


### COMPONENT OUTLINE



### DIMENSIONS (mm)

A	B	C	D	E	F
2.50	2.00	1.80	1.40	1.80	1.00

# ECM 1008 SMD Chip Inductor



<b>ECM Part</b>	<b>L (nH)</b>	<b>Tol %</b>	<b>Q Min. (**MHz)</b>	<b>SRF Min. (MHz)</b>	<b>R<sub>DC</sub> MAX (W)</b>	<b>I<sub>DC</sub> I<sub>N</sub> (mA)</b>
ECM25T-010	0.010 @100MHz	J,K	15	2150	0.26	530
ECM25T-012	0.012 @100MHz	J,K	15	2050	0.27	500
ECM25T-015	0.015 @100MHz	J,K	15	1850	0.29	480
ECM25T-018	0.018 @100MHz	J,K	15	1650	0.31	450
ECM25T-022	0.022 @100MHz	J,K	15	1550	0.37	420
ECM25T-027	0.027 @100MHz	J,K	15	1400	0.40	410
ECM25T-033	0.033 @100MHz	J,K	20	1250	0.42	400
ECM25T-039	0.039 @100MHz	J,K	20	1100	0.45	380
ECM25T-047	0.047 @100MHz	J,K	20	1050	0.50	360
ECM25T-056	0.056 @100MHz	J,K	20	950	0.60	340
ECM25T-068	0.068 @100MHz	J,K	20	900	0.65	320
ECM25T-082	0.082 @100MHz	J,K	25	850	0.75	300
ECM25T-R10	0.10 @100MHz	J,K	25	750	0.80	280
ECM25T-R12	0.12 @25.2MHz	J,K	30	700	0.30	550
ECM25T-R15	0.15 @25.2MHz	J,K	30	550	0.35	500
ECM25T-R18	0.18 @25.2MHz	J,K	30	500	0.40	460
ECM25T-R22	0.22 @25.2MHz	J,K	30	450	0.50	430
ECM25T-R27	0.27 @25.2MHz	J,K	30	420	0.55	420
ECM25T-R33	0.33 @25.2MHz	J,K	30	400	0.60	400
ECM25T-R39	0.39 @25.2MHz	J,K	30	370	0.65	375
ECM25T-R47	0.47 @25.2MHz	J,K	30	350	0.68	350
ECM25T-R56	0.56 @25.2MHz	J,K	30	320	0.75	325
ECM25T-R68	0.68 @25.2MHz	J,K	30	300	0.85	300
ECM25T-R82	0.82 @25.2MHz	J,K	30	260	1.00	260
ECM25T-1R0	1.0 @7.96MHz	J,K	30	240	1.10	245
ECM25T-1R2	1.2 @7.96MHz	J,K	30	230	1.20	230
ECM25T-1R5	1.5 @7.96MHz	J,K	30	180	1.30	220
ECM25T-1R8	1.8 @7.96MHz	J,K	30	130	1.45	210
ECM25T-2R2	2.2 @7.96MHz	J,K	30	100	1.55	200
ECM25T-2R7	2.7 @7.96MHz	J,K	30	70	1.70	195
ECM25T-3R3	3.3 @7.96MHz	J,K	30	55	1.9	185
ECM25T-3R9	3.9 @7.96MHz	J,K	30	48	2.1	180
ECM25T-4R7	4.7 @7.96MHz	J,K	30	43	2.3	175
ECM25T-5R6	5.6 @7.96MHz	J,K	25	42	2.5	170
ECM25T-6R8	6.8 @7.96MHz	J,K	25	39	2.7	165
ECM25T-8R2	8.2 @7.96MHz	J,K	25	36	3.0	160


**TOLERANCES G=2%; J=5%; K=10%.**

**\*\* = Test Frequency as specified in 'L' column**

ECM Electronics Limited, Penmaen House, Ashington, West Sussex, RH20 3JR, UK  
 Tel: +44(0)1903 892810: Fax: +44(0)1903 892738. Email: [ecm@ecmelectronics.co.uk](mailto:ecm@ecmelectronics.co.uk)

Although we have attempted to accurately reflect the products we market. ECM reserve the right without prior notice to discontinue any product or make design changes we believe necessary.

# ECM 1008 SMD Chip Inductor



<b>ECM Part</b>	<b>L (nH)</b>	<b>Tol %</b>	<b>Q Min. (**MHz)</b>	<b>SRF Min. (MHz)</b>	<b>R<sub>DC</sub> MAX (W)</b>	<b>I<sub>DC</sub> I<sub>N</sub> (mA)</b>
ECM25T-100	10 @2.52MHz	J,K	25	33	3.5	155
ECM25T-120	12 @2.52MHz	J,K	25	30	3.8	150
ECM25T-150	15 @2.52MHz	J,K	25	26	4.4	140
ECM25T-180	18 @2.52MHz	J,K	25	24	4.8	130
ECM25T-220	22 @2.52MHz	J,K	25	22	5.5	125
ECM25T-270	27 @2.52MHz	J,K	25	21	6.3	115
ECM25T-330	33 @2.52MHz	J,K	25	20	7.1	110
ECM25T-390	39 @2.52MHz	J,K	20	18	9.5	90
ECM25T-470	47 @2.52MHz	J,K	20	17	11	80
ECM25T-560	56 @2.52MHz	J,K	20	16	12	75
ECM25T-680	68 @2.52MHz	J,K	20	15	17	70
ECM25T-820	82 @2.52MHz	J,K	20	13	19	65
ECM25T-101	100 @0.796MHz	J,K	15	12	21	60

**TOLERANCES G=2%; J=5%; K=10%.**

**\*\* = Test Frequency as specified in 'L' column**

ECM Electronics Limited, Penmaen House, Ashington, West Sussex, RH20 3JR, UK  
Tel: +44(0)1903 892810: Fax: +44(0)1903 892738. Email: [ecm@ecmelectronics.co.uk](mailto:ecm@ecmelectronics.co.uk)

Although we have attempted to accurately reflect the products we market. ECM reserve the right without prior notice to discontinue any product or make design changes we believe necessary.