


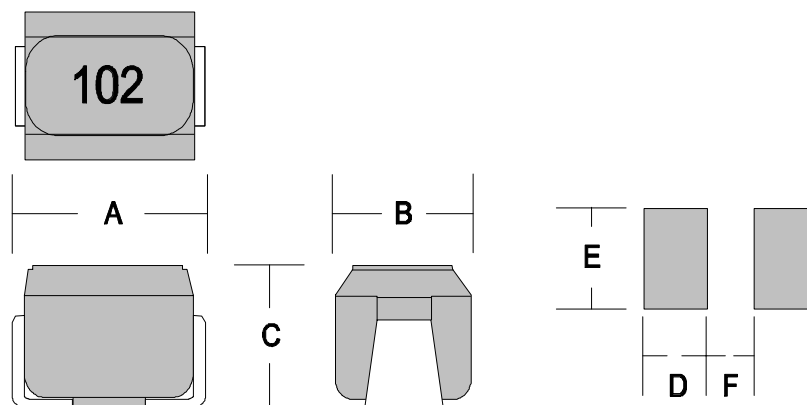
ECM45T Series

- Standard EIA 1812 package
- Wire-wound Construction
- Ferrite Core
- Fully Encapsulated
- Up to 1.0mH +/-10%
- Typical Reel Size 500pcs



The ECM45T range of chip coils offer uniquely high quality of operation, with excellent mechanical and electrical characteristics including solvent resistance conforming to MIL202E specifications. The ferrite core is totally enclosed within the resin body of the component. This popular EIA 1812 package offers excellent workability as well as reliability making it suitable for a diverse range of applications including, Automotive security, Modems, and Low Band UHF Filter applications.


COMPONENT OUTLINE



DIMENSIONS (mm)

A	B	C	D	E	F
4.50	3.20	3.20	1.80	2.20	1.50

ECM 1812 SMD Chip Inductor



ECM Part	L (mH)	Tol %	Q Min. (**MHz)	SRF Min. (MHz)	R_{DC} MAX (W)	I_{DC} I_N (mA)
ECM45T-R10	0.10 @100MHz	K	30	700	0.44	450
ECM45T-R12	0.12 @25.2MHz	K	30	500	0.22	450
ECM45T-R15	0.15 @25.2MHz	K	30	450	0.25	450
ECM45T-R18	0.18 @25.2MHz	K	30	400	0.28	450
ECM45T-R22	0.22 @25.2MHz	K	30	350	0.32	450
ECM45T-R27	0.27 @25.2MHz	K	30	350	0.36	450
ECM45T-R33	0.33 @25.2MHz	K	30	300	0.40	450
ECM45T-R39	0.39 @25.2MHz	K	30	350	0.45	450
ECM45T-R47	0.47 @25.2MHz	K	30	250	0.50	450
ECM45T-R56	0.56 @25.2MHz	K	30	180	0.55	450
ECM45T-R68	0.68 @25.2MHz	K	30	160	0.60	450
ECM45T-R82	0.82 @25.2MHz	K	30	140	0.67	450
ECM45T-1R0	1.0 @7.96MHz	K	50	100	0.50	450
ECM45T-1R2	1.2 @7.96MHz	K	50	80	0.55	430
ECM45T-1R5	1.5 @7.96MHz	K	50	70	0.60	410
ECM45T-1R8	1.8 @7.96MHz	K	50	60	0.65	390
ECM45T-2R2	2.2 @7.96MHz	K	50	55	0.70	380
ECM45T-2R7	2.7 @7.96MHz	K	50	50	0.75	310
ECM45T-3R3	3.3 @7.96MHz	K	50	45	0.80	355
ECM45T-3R9	3.9 @7.96MHz	K	50	40	0.90	330
ECM45T-4R7	4.7 @7.96MHz	K	50	35	1.0	315
ECM45T-5R6	5.6 @7.96MHz	K	50	33	1.1	300
ECM45T-6R8	6.8 @7.96MHz	K	50	27	1.2	285
ECM45T-8R2	8.2 @7.96MHz	K	50	25	1.4	270
ECM45T-100	10 @2.52MHz	K	50	50	1.6	250
ECM45T-120	12 @2.52MHz	K	50	18	2.0	225
ECM45T-150	15 @2.52MHz	K	50	17	2.5	500
ECM45T-180	18 @2.52MHz	K	50	15	2.8	190
ECM45T-220	22 @2.52MHz	K	50	13	3.2	180
ECM45T-270	27 @2.52MHz	K	50	12	3.6	170
ECM45T-330	33 @2.52MHz	K	50	11	4.0	160
ECM45T-390	39 @2.52MHz	K	50	10	4.5	150
ECM45T-470	47 @2.52MHz	K	50	10	5.0	140
ECM45T-560	56 @2.52MHz	K	50	9	5.5	135
ECM45T-680	68 @2.52MHz	K	50	9	6.0	130
ECM45T-820	82 @2.52MHz	K	50	8	7.5	150
ECM45T-101	100 @0.796MHz	K	40	7	8.0	110


TOLERANCES J=5%; K=10%.

**** = Test Frequency as specified in 'L' column**

ECM Electronics Limited, Penmaen House, Ashington, West Sussex, RH20 3JR, UK
 Tel: +44(0)1903 892810: Fax: +44(0)1903 892738. Email: ecm@ecmelectronics.co.uk

Although we have attempted to accurately reflect the products we market. ECM reserve the right without prior notice to discontinue any product or make design changes we believe necessary.

ECM 1812 SMD Chip Inductor



ECM Part	L (mH)	Tol %	Q Min. (**MHz)	SRF Min. (MHz)	R_{DC} MAX (W)	I_{DC} I_N (mA)
ECM45T-121	120 @0.796MHz	K	40	6	8.0	110
ECM45T-151	150 @0.796MHz	K	40	5	9.5	105
ECM45T-181	180 @0.796MHz	K	40	5	9.5	102
ECM45T-221	220 @0.796MHz	K	40	4	10	100
ECM45T-271	270 @0.796MHz	K	30	4	12	92
ECM45T-331	330 @0.796MHz	K	30	3.5	14	85
ECM45T-391	390 @0.796MHz	K	30	3	16	80
ECM45T-471	470 @0.796MHz	K	30	3	26	62
ECM45T-561	560 @0.796MHz	K	30	3	30	50
ECM45T-681	680 @0.796MHz	K	30	3	40	50
ECM45T-821	820 @0.796MHz	K	30	2	45	30
ECM45T-102	1000 @0.796MHz	K	30	2	50	30

TOLERANCE: K=10%.

**** = Test Frequency as specified in 'L' column**

ECM Electronics Limited, Penmaen House, Ashington, West Sussex, RH20 3JR, UK
Tel: +44(0)1903 892810: Fax: +44(0)1903 892738. Email: ecm@ecmelectronics.co.uk

Although we have attempted to accurately reflect the products we market. ECM reserve the right without prior notice to discontinue any product or make design changes we believe necessary.