



ECM Surface Mount VCTCXO



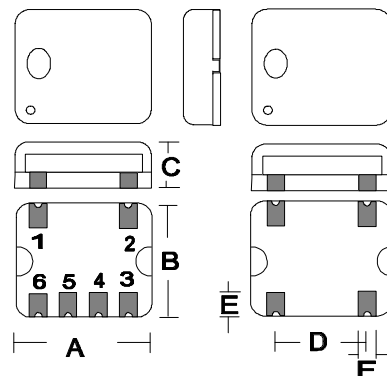
ECVT600 Series

- Very Low Profile
- Low Current Consumption
- Excellent Stability
- 3V Supply
- Custom Options



Parameter	ECVT600	
Frequency Range	10.0 to 22.0MHz	Specify
Temperature Stability	+/-2.5ppm -30 ⁰ to +75 ⁰ C	
Frequency Tolerance @25 ⁰ C	+/-0.5ppm +/-2.0ppm	620/630 640/650
Stability vs Supply	+/-0.3ppm	
Stability vs Load	+/-0.3ppm	
Supply Voltage	+5V +/-5% +3V +/-5%	Specify
Supply Current	2.0mA	
Output Level	1V p-p (min) Vcc +5V <16.0MHz 0.8V p-p (min) Vcc +5V ≥ 16.0MHz 0.7V p-p (min) Vcc +3V	
Output Waveform	Clipped Sine	
Output Load	10KΩ//10pF	
Frequency Adjustment	+/-3ppm min internal trimmer	620/630
Pulling	+/-5ppm to +/-10ppm +/-8ppm to +/-14ppm	620/630 640/650
Aging	+/-1ppm / yr	
Operating Temp	-30 ⁰ C to +75 ⁰ C	
Storage Temp	-30 ⁰ C to +85 ⁰ C	

Environmental & Mechanical	
Humidity	+40 ⁰ C +/-2 ⁰ C 90% RH for 200Hours
Thermal Shock	+85 ⁰ C for 30 mins -30 ⁰ C for 30 mins
Vibration	10 - 55Hz 2mm amplitude 2 hours XYZ axis
Soldering Condition	235 +/-5 ⁰ c 2 Seconds +/-0.5 S



Part Numbering **ECVT620 Z 19.44 W I**

Type _____

620 & = 6 Pad 630 & = 4 Pad

640 650

Output _____

Z= Clipped Sine

Frequency _____

Supply Voltage _____

W = 3V X = 5V _____

Trimmer _____

I = Internal

620 & 630 Only

Type	A	B	C	D	E	F
All	11.4	9.6	2.0	7.62	1.30	1.0

Dimensions inmm

Pin	1	2	3	4	5	6
ECVT620	GND	GND	O/P	GND	Vcont	+Vcc
ECVT640						

Pin	1	2	3	4
ECVT630	Vcont	GND	O/P	+Vcc
ECVT650				

ECM Electronics Limited, Penmaen House, Ashington, West Sussex, RH20 3JR, UK
Tel: +44(0)1903 892810: Fax: +44(0)1903 892738. Email: ecm@ecmelectronics.co.uk

Although we have attempted to accurately reflect the products we market. ECM reserve the right without prior notice to discontinue any product or make design changes we believe necessary.