


RC0910 Series

- Ultra Slim Radial Design
- Low Cost
- Excellent Current Handling
- Typical Pack Size 1000pcs

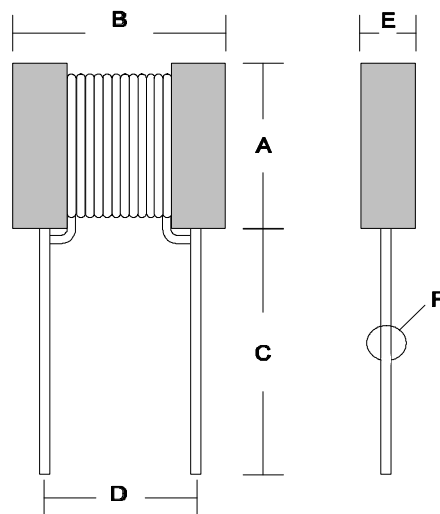


ECM's flat radial choke coil, type RC0910 offers approximately twice the inductance and 'Q' value as most axial inductors of the same current handling.

The unique compact design, and use of high quality materials, means these parts are suited to high density printed circuit board applications.

Suitable applications include, Television and Audio equipment, Personal Computers, and RF and other Filter applications.


COMPONENT OUTLINE



DIMENSIONS (mm)

TYPE	a	b	c	d	e	f
RC0910	8.89	10.16	12.70	7.62	3.81	0.50

ECM Flat Radial Coil



ECM Part	L (µH)	Tol %	Q Min. (**MHz)	R _{DC} MAX (W)	I _{DC} I _N (A)
RC0910-1R0	1.0 @7.96MHz	K	40	0.015	7.00
RC0910-1R2	1.2 @7.96MHz	K	39	0.012	6.00
RC0910-1R5	1.5 @7.96MHz	K	33	0.014	5.00
RC0910-1R8	1.8 @7.96MHz	K	37	0.020	4.80
RC0910-2R2	2.2 @7.96MHz	K	38	0.025	4.40
RC0910-2R5	2.5 @7.96MHz	K	41	0.030	4.10
RC0910-2R7	2.7 @7.96MHz	K	43	0.028	4.00
RC0910-3R3	3.3 @7.96MHz	K	35	0.036	3.70
RC0910-3R9	3.9 @7.96MHz	K	37	0.050	3.40
RC0910-4R7	4.7 @7.96MHz	K	40	0.053	3.20
RC0910-5R0	5.0 @7.96MHz	K	35	0.080	2.90
RC0910-5R6	5.6 @7.96MHz	K	30	0.092	2.90
RC0910-6R8	6.8 @7.96MHz	K	40	0.113	2.60
RC0910-7R5	7.5 @7.96MHz	K	32	0.110	2.50
RC0910-8R2	8.2 @7.96MHz	K	44	0.116	2.20
RC0910-100	10 @2.52MHz	K	46	0.19	2.10
RC0910-120	12 @2.52MHz	K	55	0.14	2.00
RC0910-150	15 @2.52MHz	K	52	0.16	1.60
RC0910-180	18 @2.52MHz	K	46	0.18	1.50
RC0910-220	22 @2.52MHz	K	51	0.23	1.40
RC0910-250	25 @2.52MHz	K	50	0.50	1.30
RC0910-270	27 @2.52MHz	K	52	0.27	1.25
RC0910-330	33 @2.52MHz	K	47	0.37	1.20
RC0910-390	39 @2.52MHz	K	46	0.37	1.10
RC0910-470	47 @2.52MHz	K	48	0.51	1.05
RC0910-500	50 @2.52MHz	K	45	1.10	1.00
RC0910-560	56 @2.52MHz	K	40	0.68	0.95
RC0910-680	68 @2.52MHz	K	44	0.89	0.90
RC0910-750	75 @2.52MHz	K	41	1.18	0.86
RC0910-820	82 @2.52MHz	K	48	1.20	0.85
RC0910-101	100 @0.796MHz	K	53	1.50	0.70
RC0910-121	120 @0.796MHz	K	76	1.73	0.65
RC0910-151	150 @0.796MHz	K	77	1.85	0.60
RC0910-181	180 @0.796MHz	K	79	2.07	0.58
RC0910-221	220 @0.796MHz	K	68	2.19	0.49
RC0910-251	250 @0.796MHz	K	63	2.70	0.48

TOLERANCE; K=10%.

**** = Test Frequency as specified in 'L' column**

ECM Electronics Limited, Penmaen House, Ashington, West Sussex, RH20 3JR, UK
 Tel: +44(0)1903 892810: Fax: +44(0)1903 892738. Email: ecm@ecmelectronics.co.uk

Although we have attempted to accurately reflect the products we market. ECM reserve the right without prior notice to discontinue any product or make design changes we believe necessary.

ECM Flat Radial Coil



ECM Part	L (µH)	Tol %	Q Min. (**MHz)	R_{DC} MAX (W)	I_{DC} I_N (A)
RC0910-271	270 @0.796MHz	K	69	2.53	0.45
RC0910-331	330 @0.796MHz	K	58	3.34	0.41
RC0910-391	390 @0.796MHz	K	60	3.45	0.39
RC0910-471	470 @0.796MHz	K	76	5.29	0.35
RC0910-501	500 @0.796MHz	K	71	3.30	0.34
RC0910-561	560 @0.796MHz	K	68	5.40	0.31
RC0910-681	680 @0.796MHz	K	64	5.93	0.29
RC0910-751	750 @0.796MHz	K	62	4.20	0.28
RC0910-821	820 @0.796MHz	K	60	6.34	0.27
RC0910-102	1000 @0.252MHz	K	65	8.60	0.25
RC0910-122	1200 @0.252MHz	K	70	10.0	0.21
RC0910-152	1500 @0.252MHz	K	72	14.2	0.19
RC0910-182	1800 @0.252MHz	K	73	15.8	0.17
RC0910-222	2200 @0.252MHz	K	74	17.6	0.15
RC0910-252	2500 @0.252MHz	K	75	18.0	0.14
RC0910-272	2700 @0.252MHz	K	72	19.3	0.14
RC0910-332	3300 @0.252MHz	K	71	21.7	0.13
RC0910-392	3900 @0.252MHz	K	70	26.1	0.12
RC0910-472	4700 @0.252MHz	K	63	29.8	0.11
RC0910-502	5000 @0.252MHz	K	45	31.2	0.10
RC0910-752	7500 @0.252MHz	K	25	50.0	0.08
RC0910-103	10000 @0.252MHz	K	25	70.0	0.07

TOLERANCE; K=10%.

**** = Test Frequency as specified in 'L' column**